

Carboma

Confectionary Showcase **COSMO**



Possibilities endless
like **SPACE**

FEATURES:

Confectionary showcases COSMO are ideal for any configurations of cafes, bakeries and confectionaries. It's possible easily change and expand the concept by varying space and volume of product exposure. Flat edges of double-glazed windows and the absence of connecting strips in the external glazing contour gives the windows a lightness and the effect of INFINITY.

The range of COSMO showcases is represented by 27 sizes: three lengths, three heights, three depths. 2 TYPES of execution are possible – separately standing and built-in racks and BUILT-IN surfaces.

Standard equipment includes level-adjustable shelves, with LED lighting, integrated price tags, front tilt double-glazed window for the KC84 line.

STANDARD COLOR OPTIONS:

black&steel






COLOR OPTIONS:

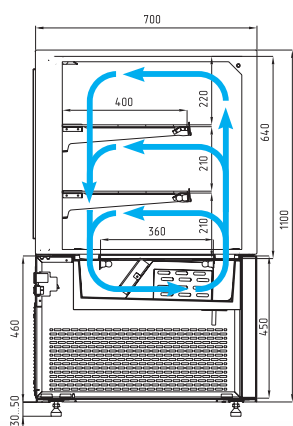
gray&steel



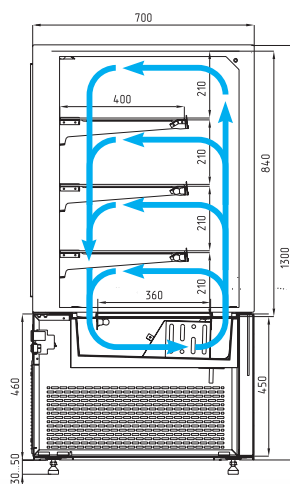
SPECIFICATIONS (SEPARATE):

Model	Total length, mm → mm	Shelf length, mm → mm	Length of lower pallet, mm → mm	Horizontal exposure area, m ² 	Useful volume, m ³ 	Working temperature, °C 
KC71-110 0,6 closed/open	600	530	520	0,61	0,09	+2...+10/ +4...+10
KC71-110 0,9 closed/open	900	830	820	0,96	0,14	
KC71-110 1,2 closed/open	1200	1130	1120	1,31	0,20	
KC71-110 0,6 thermic/neutral	600	530	520	0,61	-	Up to +65 / -
KC71-110 0,9 thermic/neutral	900	830	820	0,96	-	
KC71-110 1,2 thermic/neutral	1200	1130	1120	1,31	-	
KC71-130 0,6 closed/open	600	530	520	0,82	0,12	+2...+10/ +4...+10
KC71-130 0,9 closed/open	900	830	820	1,29	0,19	
KC71-130 1,2 closed/open	1200	1130	1120	1,76	0,26	
KC71-130 0,6 thermic/neutral	600	530	520	0,82	-	Up to +65 / -
KC71-130 0,9 thermic/neutral	900	830	820	1,29	-	
KC71-130 1,2 thermic/neutral	1200	1130	1120	1,76	-	
KC71-150 0,6 closed/open	600	530	520	1,04	0,16	+2...+10 / +4...+10
KC71-150 0,9 closed/open	900	830	820	1,62	0,24	
KC71-150 1,2 closed/open	1200	1130	1120	2,21	0,33	
KC71-150 0,6 thermic/neutral	600	530	520	1,04	-	Up to +65 / -
KC71-150 0,9 thermic/neutral	900	830	820	1,62	-	
KC71-150 1,2 thermic/neutral	1200	1130	1120	2,21	-	

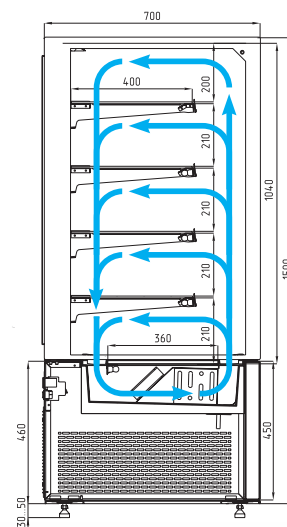
Dynamics (closed module)



2 adjustable by level shelves





3 adjustable by level shelves



4 adjustable by level shelves

 cakes
-2...+10°C

 pizza, bakery
up to +65°C

 gastronomy
+2...+10°C




 drinks
+4...+10°C



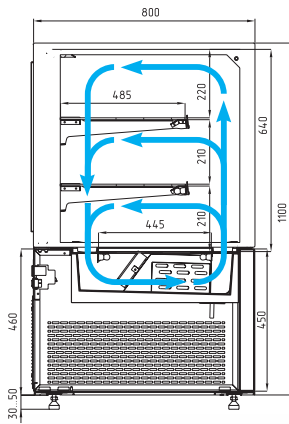
Open module – self-service

The manufacturer reserves the right to make changes to the design and equipment without prior notice.

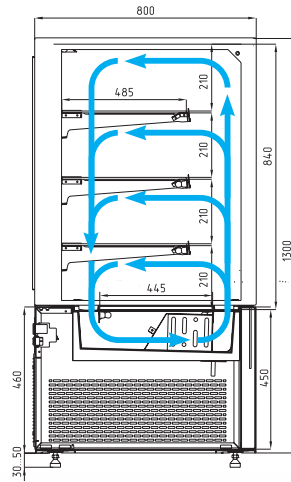
SPECIFICATIONS (SEPARATE):

Model	Total length, mm → mm	Shelf length, mm → mm	Length of lower pallet, mm → mm	Horizontal exposure area, m ² 	Useful volume, m ³ 	Working temperature, °C 
KC78-110 0,9 closed/open	900	830	820	1,17	0,18	+2...+10/ +4...+10
KC78-110 1,2 closed/open	1200	1130	1120	1,59	0,24	
KC78-110 1,5 closed	1500	1430	1420	2,02	0,30	
KC78-110 0,9 thermic/neutral	900	830	820	1,17	-	Up to +65 / -
KC78-110 1,2 thermic/neutral	1200	1130	1120	1,59	-	
KC78-110 1,5 thermic/neutral	1500	1430	1420	2,02	-	
KC78-130 0,9 closed/open	900	830	820	1,57	0,24	+2...+10/ +4...+10
KC78-130 1,2 closed/open	1200	1130	1120	2,14	0,32	
KC78-130 1,5 closed	1500	1430	1420	2,71	0,41	
KC78-130 0,9 thermic/neutral	900	830	820	1,57	-	Up to +65 / -
KC78-130 1,2 thermic/neutral	1200	1130	1120	2,14	-	
KC78-130 1,5 thermic/neutral	1500	1430	1420	2,71	-	
KC78-150 0,9 closed/open	900	830	820	1,98	0,30	+2...+10 / +4...+10
KC78-150 1,2 closed/open	1200	1130	1120	2,69	0,40	
KC78-150 1,5 closed	1500	1430	1420	3,41	0,51	
KC78-150 0,9 thermic/neutral	900	830	820	1,98	-	Up to +65 / -
KC78-150 1,2 thermic/neutral	1200	1130	1120	2,69	-	
KC78-150 1,5 thermic/neutral	1500	1430	1420	3,41	-	

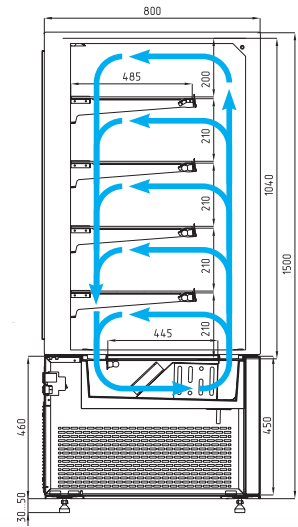
Dynamics (closed module)



2 adjustable by level shelves



3 adjustable by level shelves






4 adjustable by level shelves

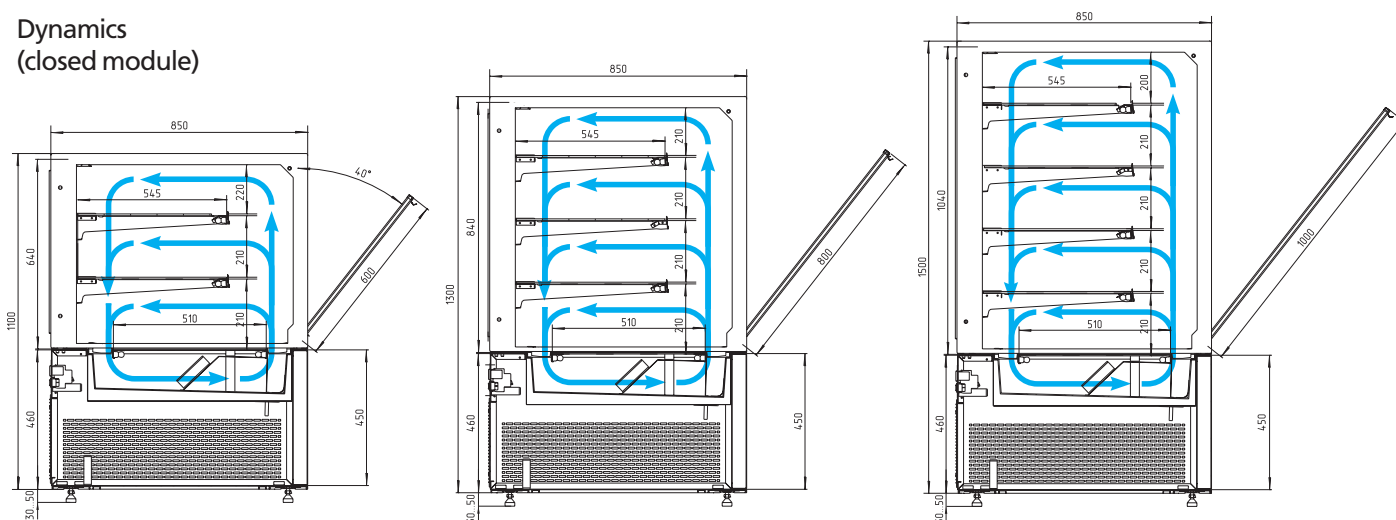


The manufacturer reserves the right to make changes to the design and equipment without prior notice.

SPECIFICATIONS (SEPARATE):

Model	Total length, mm → mm	Shelf length, mm → mm	Length of lower pallet, mm → mm	ΓHorizontal exposure area, m ² 	Useful volume, m ³ 	Working temperature, °C 
KC84-110 0,9 closed/open	900	830	820	1,32	0,20	+2...+10/ +4...+10
KC84-110 1,2 closed/open	1200	1130	1120	1,80	0,27	
KC84-110 1,5 closed	1500	1430	1420	2,28	0,34	
KC84-110 0,9 thermic/neutral	900	830	820	1,32	-	Up to +65 / -
KC84-110 1,2 thermic/neutral	1200	1130	1120	1,80	-	
KC84-110 1,5 thermic/neutral	1500	1430	1420	2,28	-	
KC84-130 0,9 closed/open	900	830	820	1,78	0,27	+2...+10/ +4...+10
KC84-130 1,2 closed/open	1200	1130	1120	2,42	0,36	
KC84-130 1,5 closed	1500	1430	1420	3,06	0,46	
KC84-130 0,9 thermic/neutral	900	830	820	1,78	-	Up to +65 / -
KC84-130 1,2 thermic/neutral	1200	1130	1120	2,42	-	
KC84-130 1,5 thermic/neutral	1500	1430	1420	3,06	-	
KC84-150 0,9 closed/open	900	830	820	2,23	0,33	+2...+10 / +4...+10
KC84-150 1,2 closed/open	1200	1130	1120	3,03	0,46	
KC84-150 1,5 closed	1500	1430	1420	3,84	0,58	
KC84-150 0,9 thermic/neutral	900	830	820	2,23	-	Up to +65 / -
KC84-150 1,2 thermic/neutral	1200	1130	1120	3,03	-	
KC84-150 1,5 thermic/neutral	1500	1430	1420	3,84	-	

Dynamics (closed module)




2 adjustable by level shelves; folding front of double-glazed window

3 adjustable by level shelves; folding front of double-glazed window




4 adjustable by level shelves; folding front of double-glazed window



Bottom lighting of basic shelf

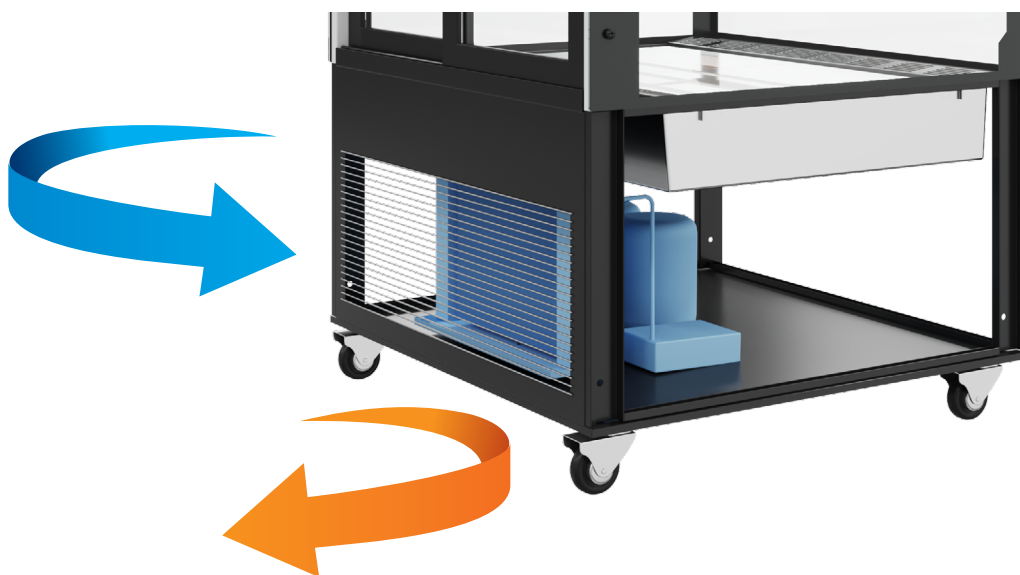


SPECIFICATIONS (BUILT-IN):

Model	Total length, mm → mm	Shelf length, mm → mm	Length of lower pallet, mm → mm	Horizontal exposure area, m ² 	Useful volume, m ³ 	Working temperature, °C 
KC71-110 0,9 closed/open	900	830	820	0,96	0,14	+2...+10/ +4...+10
KC71-110 1,2 closed/open	1200	1130	1120	1,31	0,20	
KC71-110 0,9 thermic	900	830	820	0,96	-	Up to +65
KC71-110 1,2 thermic	1200	1130	1120	1,31	-	
KC71-130 0,9 closed/open	900	830	820	1,29	0,19	+2...+10/ +4...+10
KC71-130 1,2 closed/open	1200	1130	1120	1,76	0,26	
KC71-130 0,9 thermic	900	830	820	1,29	-	Up to +65
KC71-130 1,2 thermic	1200	1130	1120	1,76	-	

OPTIONS FOR KC71/78/84:

- wheel support
- double-glazed window with a mirror on sliding sash
- overlay of stainless steel (working surface)





Carboma

www.carboma.com

